



TECHNICAL SPECIFICATION

1. Audio
2. Audio & Stage Equipment
3. Audio Visual
4. Audio Visual, Power & Technical T&Cs
5. Lighting
6. Auditorium stage & risers
7. Auditorium in use photos
8. Auditorium seating plan & dimensions of all rooms

VISITOR GUIDE

9. Finding us
10. Finding us
11. Load in & facilities

For further information contact us on
info@wiltshiremusic.org.uk or call 01225 860 100

Updated 5 February 2025

TECHNICAL SPECIFICATION

AUDIO

MAIN AUDITORIUM

FOH POSITION

Allen & Heath Avantis mixing console

iPad Avantis remote available

Up to 64 mic lines in and 24 outs from stage via

A&H GX4816 stage box

optional **DT168** stage box

There are a further 12 mic inputs/outputs on the FOH console. The console inputs are used for wireless mics when in use.

The desk's output matrix is used to send to LR hang, Front Fills & AUX fed Subs.

6 monitor feeds are available via stage level.

The console connects to the amps via DANTE.

PLEASE NOTE visiting desks must be routed through the house console.

PA SPEC

FOH PA produces 93dba without distortion

L/R FLOWN CLUSTERS

2 x **EM Acoustics HALO** Compact Sub (1 per side)

10 x **EM Acoustics HALO** Compact Loudspeakers
(5 per side)

FRONT FILLS

6 x **EM Acoustics EMS-61** Loudspeakers

(spaced evenly across front of stage)

MONITORS

Monitors are mixed from FOH

6 x **EM Acoustics M-10** wedges (Speakon outputs
1-3 downstage right & 4-6 downstage left)

9 x Speakon cables (5m > 15m)

AMPS

5 x **Lab-Gruppen IPD** Series Amplifiers with DSP

VARIABLE ACOUSTIC BANNERS

The auditorium has been fitted with 15 purpose-built motorised acoustic banners which can be lowered from the roof space to vary the hall's acoustics. With the banners fully deployed, the natural 2 sec RV time can be reduced to approx. 1 sec. This is strongly recommended for any amplified events.

FOYER STAGE

FOH POSITION

Allen & Heath QU16 console

iPad QU remote available.

There are up to **16** mic lines in and **8** outs from stage via Allen & Heath **AR2412** boxes, or 8 mic lines in and 4 outs via Allen & Heath **AR84** (both subject to availability.)

PA SPEC

L/R STACK

4 x **EM Acoustic EMS-81X** Loudspeaker (2 each side)

2 x **EM Acoustic EMS-112** Sub (1 each side)

Floor-mounted with **K&M 21337BLK** distance rods and **K&M 24105BLK** mounting forks.

MONITORS

Monitors are mixed from FOH

4 monitor channels available EM Acoustic M-10 wedges, subject to availability.

AMPS

4 x **Lab-Gruppen IPD** Series Power Amplifiers with DSP.

TECHNICAL SPECIFICATION

AUDIO

MICROPHONES

6 x Shure SM58
6 x Shure SM57
4 x DPA 4099
4 x Neuman 184 MT
4 x Shure SM81
2 x AKG C414
1 x AKG D112
1 x Sennheiser e602
4 x sE Electronics SE1a
2 x Stereo bar

DPA 4099 Clips

4 x VC4099 for violin
2 x PC4099 for piano
2 x CC4099 for cello
1 x BC4099 for double bass
1 x GC4099 for guitar
2 x UC4099 universal mount
2 x MS4099 for mic stands

DI BOXES (9 channels)

2 x Radial PRO48 active
2 x Radial J48 active
1 x Klark Teknik DN200 2-channel active
3 x Palmer PAN 01 passive

RADIOS

Sennheiser G3 ew100, 4-way receiver rack
(2x ch38 & 2x ch70)
2 x Sennheiser A2003 UHF antenna
4 x **Sennheiser SKM100-835** dynamic cardioid
microphone handheld
4 x **SK 100 G3** bodypack transmitters
4 x Ultralight headset mic, beige **HSE-152/SK**

STANDS

2 x Extra-long boom stand (choir)
17 x tall boom stand
7 x short boom stand

CABLES

12 x 20m XLR
12 x 10m XLR
12 x 5m XLR
1 x 10m Cat6 'Tourcat'
1 x 20m Cat6 'Tourcat'
9 x Speakon
8 x 10m 13A
4 x 3m 13A

MISCELLANEOUS

2 x **Mackie SRM450** powered speakers
with tripod stands
1 x **Soundcraft EFX8** mixing desk

STAGE EQUIPMENT

52 x Wenger classic 50 **music stand**
Conductor riser 88x88cm 13cm tall
Cello riser 134x85cm 13cm tall
Uni-stage linkable **riser blocks**
35 x 75x75cm 36cm tall
13 x 75x75cm 13cm tall
4 x Custom shape 36cm tall
See page 7 for standard layout

TECHNICAL SPECIFICATION

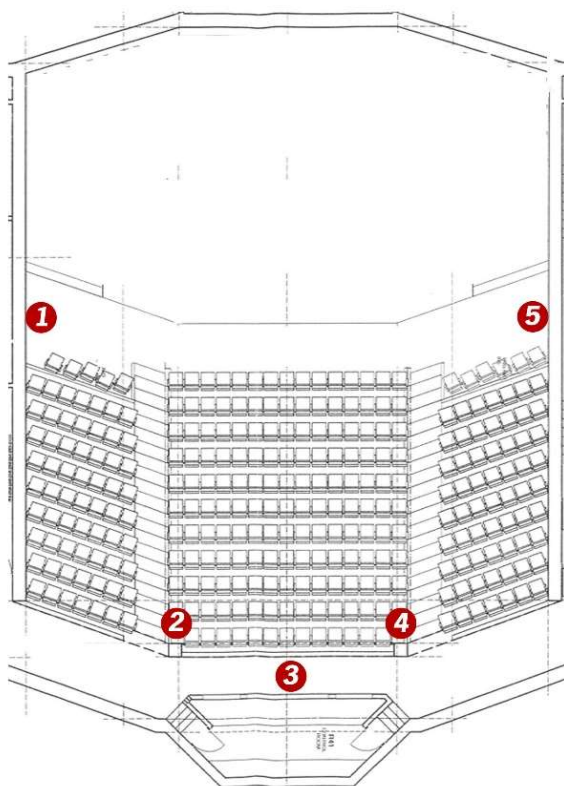
AUDIO/VISUAL (Has an extra cost POA)

RECORDING & LIVE STREAMING

WMC operates an independent CAT6 network for NDI (video) and Dante (audio). Although the AV is focused mainly in the auditorium and studio, data can be routed between most rooms in the building.

VISUAL

5 x **Birddog P200** NDI 1080p PTZ auditorium mounted cameras, see positions below:



- 2 x **Birddog Studio** NDI converters
- 2 x **JVC GY-HM600e** portable cameras
Can connect via NDI or record to SD card
- 2 x **Acebil H20** Tripods

FIXED AUDIO

- Lowerable microphone bar with
 - Neuman KM183mt** Omni spaced pair
 - Neuman KM184mt** Cardioid ORTF pair

STUDIO

VISUAL

- HP Z1 Tower PC** receives and sends video via NDI with **Vmix** for live streaming
- Birddog PTZ keyboard** with joystick

AUDIO

- Allen & Heath GLD 80** console with **48 mic lines** via either stage box over the DANTE network
- Allen & Heath AR2412** stage box
- Apple Mac mini** connected from GLD via DANTE virtual sound card with **Logic Pro X**
- 2 x **Neumann KH80 DSP** monitors
- Neumann KH750 DSP** subwoofer

AUDITORIUM CINEMA

PROJECTION

- Christie Solaria One** DCI compliant 2k Cinema projector housed in air-conditioned enclosed room at the rear of the auditorium. **25 foot** projection image.

MEDIA SOURCES

- OPPO BDP-103** Blu-ray player
- Icecrypt STC6000 HD PVR** receiver, 1.2m satellite dish tuned to Intelsat 10-02
- CYP EL-42S** 4-way HDMI switcher
- CYP PU-507TX-HDVGA** switchable HDMI & VGA HDBaseT transmitter with integrated scaling.
Can be routed for on-stage feeds.

AUDIO – 7.1 SURROUND

- Dolby CP750**, 7.1 Surround Sound decoder
- 6x **Crown DSi 2000** power amplifiers
- 3 x (L/C/R) **Martin Audio Screen 3**
- 12 x **Martin Audio Effect 3** surround speakers
- 1 x **Martin Audio Sub 1A** speaker

TECHNICAL SPECIFICATION

A/V in CONFERENCE / REHEARSAL ROOMS

PROJECTION

The Nestlé and Henry Smart Rooms are equipped with **Epson EB-W29** and **5ft** pull-down projector screens.
Wall-mounted VGA and HDMI input boxes

AUDIO

We will provide a PA in Henry Smart Room

NESTLE ROOM PA SPEC

2 x **Yamaha CBR12** passive PA speaker

1 x **Yamaha PX5** power amplifier

1 x **Mackie ProFX12v2** 12-Channel effects mixer

1x **Yamaha Stage Custom** drum kit with breakables

Additional equipment available on request.

POWER

MAIN AUDITORIUM

8 x 13amp standard double sockets around perimeter of auditorium stage.

8 x 13amp “sound” double sockets with built in RCD protection. 4 x stage right utility panel & 4 x stage left utility panel.

1 x 32amp, 2 phase & 1x 32amp, 3 phase on stage right lighting gantry (Need 10m cable to use on stage)

1 x 32amp, 2 phase & 16amp 2 phase in control room (back of auditorium). (Need 5m cable to use at FOH)

FOYER STAGE

1 x 32amp, 2 phase by stairs in foyer.

4 x 13amp, standard double sockets around the perimeter of the foyer

Technical Terms & Conditions

Please ensure that any portable electrical equipment being brought into building has been PAT tested and shows up to date stickers.

The WMC employs one technician who are responsible for providing lighting, sound and AV for all events. Please let us know if your event will require additional technicians or stage crew. If you are not sure please get in touch.

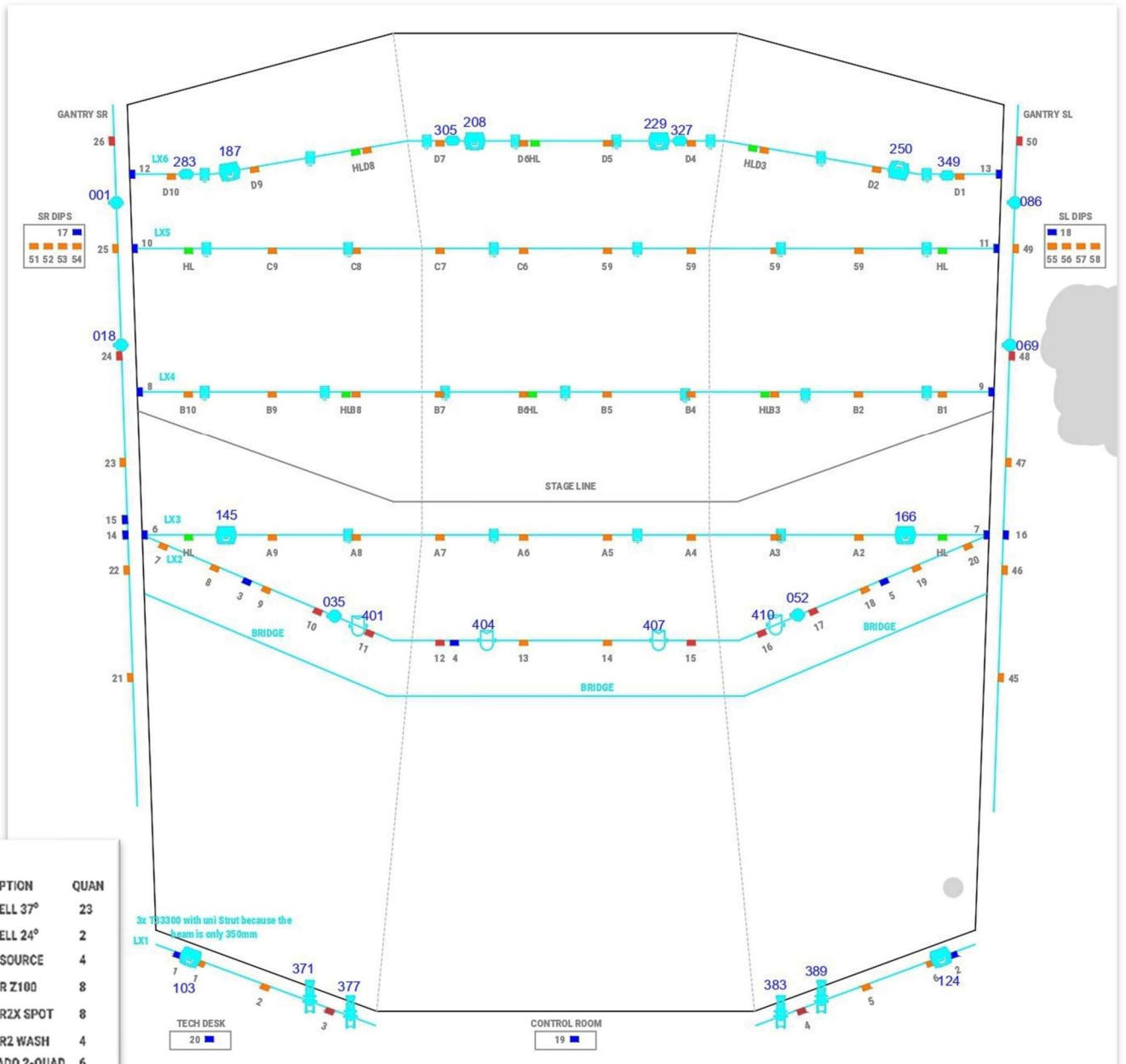
We have good links with local hire companies and we can coordinate the hire of any additional equipment your event may require. All costs will be passed on directly.

TECHNICAL SPECIFICATION

AUDITORIUM LIGHTING

Chamsys Magic Q, running on a 29" touch screen PC, wireless keyboard and mouse. **Chamsys MagicQ PC Wing Compact**. Magic Q visualizer model of lighting rig available on request.

The use of **haze or smoke is NOT permitted** anywhere in Wiltshire Music Centre

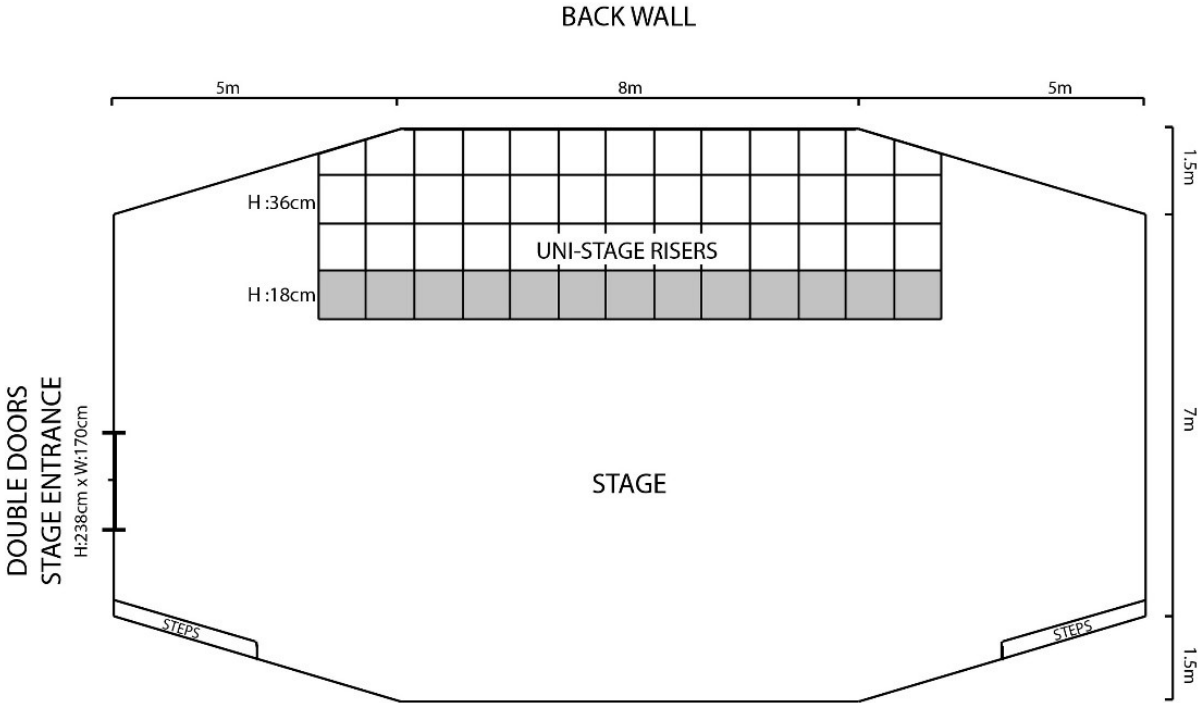


LANTERN KEY	
SYMBOL DESCRIPTION	QUAN
	23
	2
	4
	8
	8
	4
	6
	2
	1

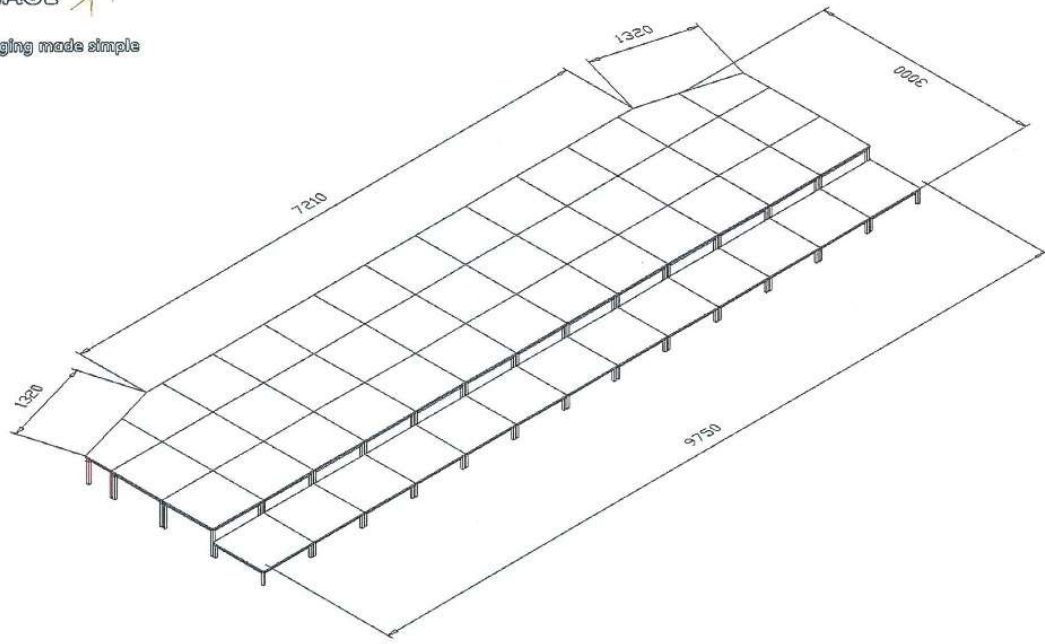
OUTLET KEY	
	16AMP CONCERT POWER OUTLET
	16AMP TECH POWER OUTLET
	DMX OUTLET
	HOUSE LIGHTS POWER OUTLET

TECHNICAL SPECIFICATION

AUDITORIUM STAGE



AUDIENCE



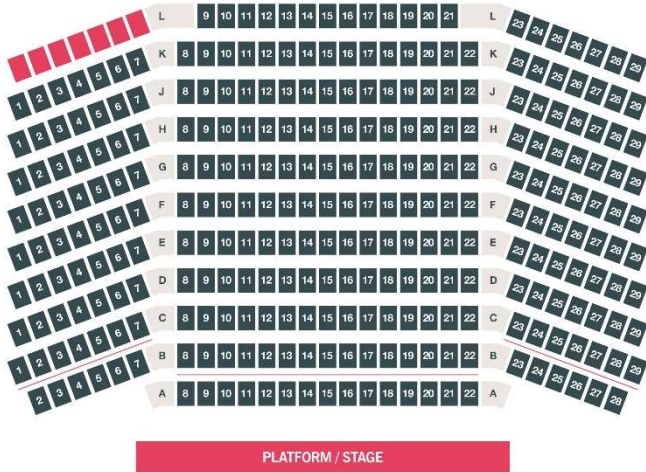
TECHNICAL SPECIFICATION

AUDITORIUM IN USE



TECHNICAL SPECIFICATION

AUDITORIUM SEATING PLAN



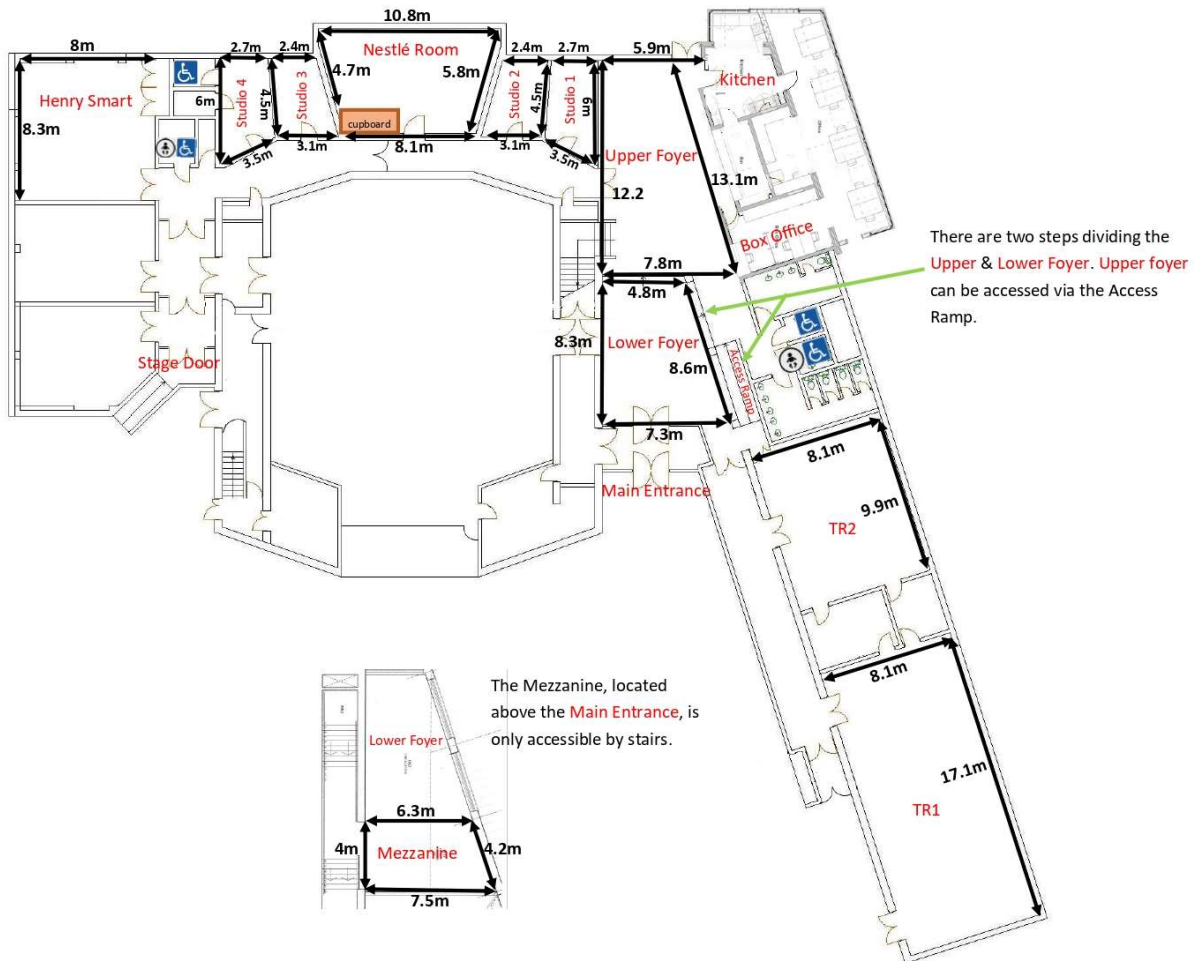
Capacity of 300

Fixed seating apart from very front row

All seats have unrestricted view

All seats have good sound coverage

DIMENSIONS OF ALL ROOMS



VISITOR GUIDE

FINDING US

Please arrive as close to your scheduled get-in time as possible. Please notify WMC on 1225 860 100 if you are running late.

Address: Wiltshire Music Centre, Ashley Road, Bradford on Avon, BA15 1DZ

IMPORTANT NOTE

Satnavs/google maps/apple maps

handbags.blatantly.zipped.

Please use this **what3words** code will bring you to WMC entrance of WMC car park

Please note that the postcode for the centre (BA15 1DZ) will take you to the Ashley Road car park and we do not recommend parking here.

Please note that some satnavs will take you to Bear Close, a residential street behind the Centre, so you will need to navigate back to 'Churches' to get to WMC

By Train

Bradford on Avon Rail Station is a 20 minute (hill) walk from WMC. Taxis are available from the front of the station and buses from the town centre, a 2-minute walk from the Train Station.

By Car or other motor vehicle

If you are using a tour bus or HGV, please get in contact to discuss arrangements as access to the stage door involves a sharp corner

Wiltshire Music Centre is signposted with brown signs from main roads in Bradford on Avon and within the residential **street called 'Churches'**, from which you can access the Centre. The Centre car park is accessible from Churches via Winsley Road. There is another carpark accessible from Ashley Road which is open in the evenings for audience members.

Free on-site parking is available. Artists are directed to use the car park located to the left of the Centre next to our Stage Door. This is a public car park as such there is no need to book parking but please make us aware if you have specific requirements. Limited accessible parking is available for blue badge holders. *Please note that between 2.50pm-3.15pm, during school term time, that the entrance/exit for this car park is closed to allow school children to safely leave school.*

Vehicles may be parked in front of the stage door for load-in/out but please do not leave your vehicle parked there as it is an emergency exit.

VISITOR GUIDE

FINDING US



The turning from Churches



VISITOR GUIDE

LOAD IN

On arrival, please ring the buzzer at the Stage Door. A member of the team will meet you and direct you to your Green Room(s) and Auditorium stage. You are also welcome to enter via the main entrance.

ACCESS

There is one set of **2 steps or ramped** (0.85m wide) access to the stage door.

Once inside, all is level access.



DIMENSIONS

There are **2 sets of doors**, then a **right turn**, then **2 more sets of doors** to the stage.

The **narrowest** measurements are **1.5m wide and 2.15m high**

Distance from stage door to edge of stage is **8m**

FACILITIES

Wi-Fi: to access Wi-Fi, please select the “Visiting Staff” network and use the password provided on arrival

Toilets: are in the backstage corridor and in the Foyer with accessible facilities and baby changing units in both locations. A shower room is available in Studio 4.

Accessibility: the entire Centre is accessible to wheelchair users apart from the mezzanine level, top of the Auditorium, and the tiered seating.

Green rooms: We have two large green rooms and four studios which are available on request. Please discuss your green room requirements with us before visiting.

Eating: There is a small Co-operative shop on Winsley Road (6-minute walk) from the Centre (see map) and a number of bars and restaurants in the centre of Bradford on Avon, 20 minutes’ walk from the Centre.